



An Roinn Aeráide,
Fuinnimh agus Comhshaoil
Department of Climate,
Energy and the Environment



Kevin Sheridan,
Department of Climate,
Energy and the
Environment

Suzanne Monaghan,
Environmental Protection
Agency

February 2026

NECP Reporting in Ireland

Insights on Integrated NECP reporting from perspective of two organisations in Ireland

- The organisations, role of each in NECP reporting
- Governance, capacity needs
- Data sources and experiences
 - Annex IX (T 1, 2, 4)
 - Annex XIII (T 1)
 - Annex XIV (T 1)
 - Annex XXIV (T 1, 2, 3)
- Lessons learned

IR 2022/2299

IR 2020/1208

Environmental Projection Agency



- Independent public body
- Purpose is to “protect, improve and restore our environment through regulation, scientific knowledge and working with others.”
- Responsibilities include Licencing, Enforcement, Climate Science & Climate Change, Environmental Research, Environmental Monitoring, Guidance, Accessible Information
- EPA is national entity with overall responsibility for reporting on
 - Inventories
 - Projections
 - Policies and Measures
- GHG and Air Pollutants
- EU and UNFCCC reporting
- EPA does **not** develop Policy, but we do report on the impacts

Inter-Departmental/Agency Contributors for NECP and NECPR



Roinn an Taoisigh
Department of the Taoiseach



**An Roinn Fiontar,
Trádála agus Fostaíochta**
Department of Enterprise,
Trade and Employment



An Roinn Airgeadais
Department of Finance



**An Phríomh-Oifig
Staidrimh** Central
Statistics
Office



**An Roinn Tithíochta,
Rialtais Áitiúil agus Oidhreacht**
Department of Housing,
Local Government and Heritage



**An Roinn Aeráide,
Fuinnimh agus Comhshaoil**
Department of Climate,
Energy and the Environment



NPWS An tSeirbhís Páirceanna
Náisiúnta agus Fiadhúlra
National Parks and Wildlife
Service



An Roinn Iompair
Department of Transport



**An Roinn Breisoideachais agus Ardoideachais,
Taighde, Nuálaíochta agus Eolaíochta**
Department of Further and Higher Education,
Research, Innovation and Science



**An Roinn Caiteachais
Phoiblí agus Athchóirithe**
Department of Public
Expenditure and Reform



**An Roinn Talmhaíochta,
Bia agus Mara**
Department of Agriculture,
Food and the Marine

Department of Climate, Energy and the Environment



- The Minister for Climate, Energy and the Environment has overall responsibility for climate change policy and coordination of the development of the national policies and measures in climate change mitigation and adaptation
- NECP reporting role

Institutional arrangements - EPA

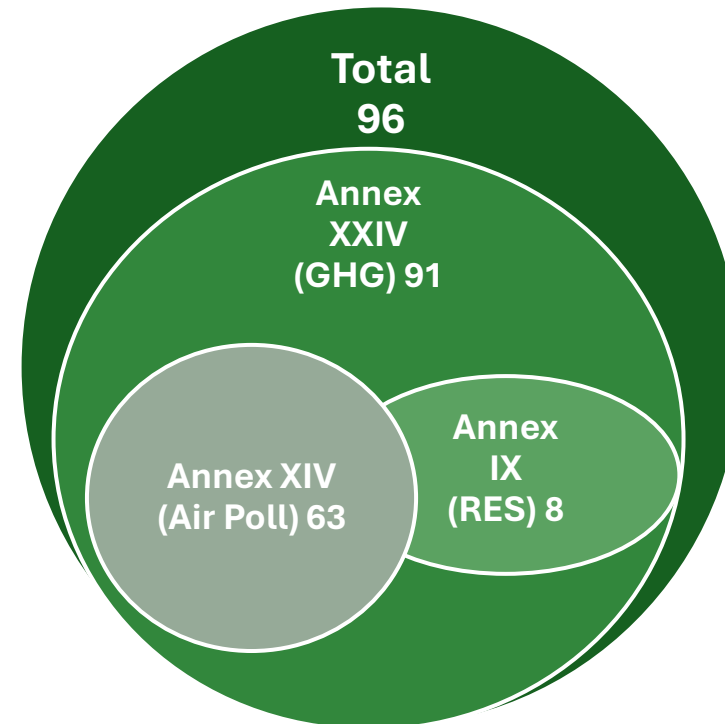


- As the National entity for reporting - process for Projections and PaMs preparation established
- Main stakeholders consulted in the preparation of GHG emission projections and Policies and Measures are:
 - Sustainable Energy Authority of Ireland (SEAI)
 - Economic and Social Research Institute (ESRI), with input from Department of Finance
 - Government Departments (Climate, Energy and the Environment , Enterprise Trade and Employment, Housing, Local Government and Heritage, Transport, Agriculture , Food and the Marine)
 - Teagasc (The Irish Agriculture and Food Development Authority)
- **Additional** coordination role with Climate, Energy and the Environment Department

NECPR – Additional reporting



- Expansion of information – particularly qualitative, air pollutants reporting
- Additional coordination – DCEE and EPA Air pollutants team
- Additional processing of PaMs data for Annex IX, Annex XIV
- 96 PaMs in 2025 (91 single, 5 grouped)



Annex IX – Overview of reporting



- High level of completeness 83% share of PaMs with quantified savings in 2025¹

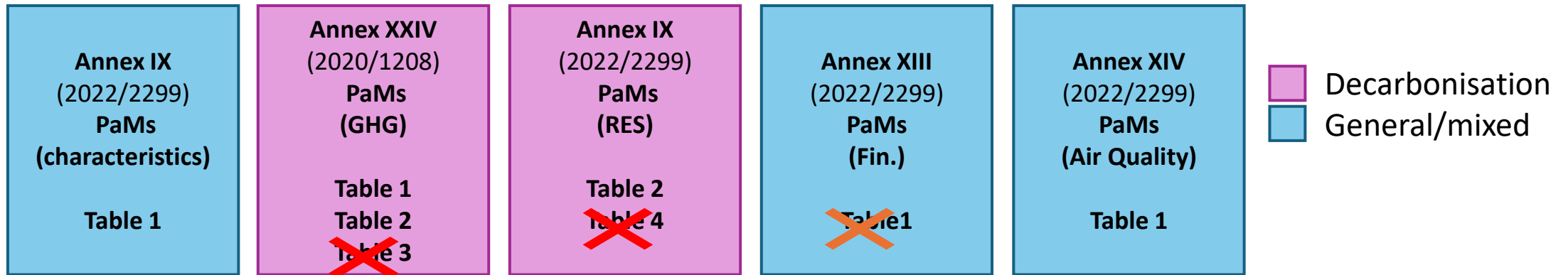
Table 2-1 Share of single PaMs by affected sector per Member State, in 2025 reporting.

	Agriculture	Energy consumption	Energy markets	Energy supply	Industrial processes	LULUCF	Transport	Waste management/waste	Other sectors
Ireland	16%	57%	0%	15%	1%	5%	13%	1%	0%

Table 3-1 Share of single PaMs by dimension per Member State, in 2025 reporting.

	Decarbonisation: GHG emissions and removals	Decarbonisation: Renewable energy	Energy efficiency	Energy security	Internal energy market	Research, innovation and competitiveness
Ireland	100%	9%	64%	7%	9%	0%

Reporting obligations 2022/2299 (and 2020/1208)



Approach for NECP Reporting



- Synergy with Climate reporting (IR 2020/1208) and UNFCCC reporting
- Important to have Lead Reporters in Reportnet 3 across **two** organisations
- Ireland reports annually, cycle from August to June:
 - Macro-economic input assumptions – Liaise with national economic research institute
 - Policy input assumption (WEM and WAM) – Liaise with Ministries and Agencies
 - Modelling – external (energy, agriculture) and in-house (non-energy Industry, LULUCF, waste)
 - Energy forecast prepared (SEAI)
 - Non-energy projections prepared (EPA)
 - Processing of energy forecast to create emissions forecast prepared (using inventory emission factors)
 - Policies and Measures savings prepared

Approach for PaMs



- PaMs savings underpinned by the same set of projected activity data and underlying scenario assumptions as those used to produce the national GHG projections
- Three streams of data compilation:



Energy Use PaMs

Initiatives and supports typically delivered through SEAI
e.g. Electric Vehicle Deployment



Renewables PaMs

Measures that go beyond energy efficiency including the use of renewables



Non-Energy PaMs

Measures related to Agriculture and LULUCF and the smaller IPPU and Waste sectors

Projections and PaMs modelling



National Energy Modelling Framework

SEAI delivers the National Energy Projections annually, in collaboration with the Environmental Protection Agency (EPA). SEAI's National Energy Projections are modelled using the Irish Government's National Energy Modelling Framework (NEMF) which is developed and maintained by SEAI. The SEAI National Energy Projections are used to plan and assess policies and measures to achieve Ireland's national and EU energy and climate obligations and targets. The NEMF is an important contributor to Ireland's Climate and Energy Modelling framework. Read more about the [National Modelling Assets for Energy and Climate Mitigation](#).

[National Energy Projections | Key Publications | SEAI](#)

[Research and Modelling Group](#)

Projections and PaMs modelling



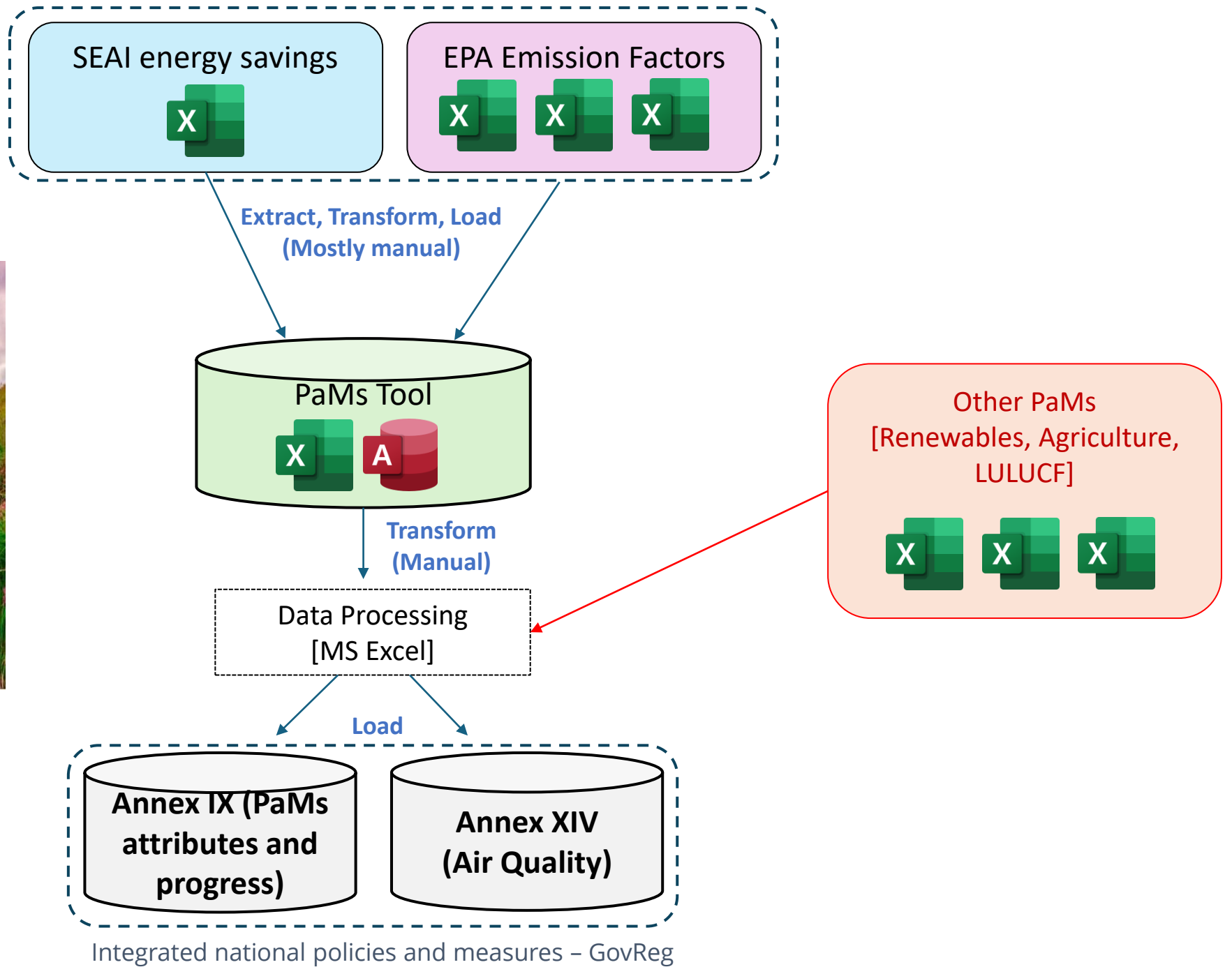
The I3E Model | ESRI

The I3E model is an intertemporal computable general equilibrium (CGE) model, which reproduces the structure of the economy in its entirety. It includes productive sectors, households, and the government, among others. In the model, the nature of all existing economic transactions among diverse economic agents is quantified.



FAPRI Ireland Partial Equilibrium Commodity Model

The FAPRI-Ireland modelling system captures the dynamic interrelationships among the variables affecting supply and demand in the main agricultural sectors of Ireland. The model consists of a system of equations covering the dairy, beef, sheep, pigs, poultry, wheat, barley, oats, rapeseed and biofuel sectors





User Manual for Ireland's PaMs Emissions Savings Calculation Tool

Final report to EPA, Ireland

July 2019

Policies & Measures Tool

- **GHG** and **AQ** pollutant emissions savings calculated based on data provided by SEAI:
 - Energy savings (TWh/year) for each PaM, by fuel group (solid, oil, gas, electricity).
 - Fuel splits for each PaM as a percentage across each fuel group.
- Sectors allocated to each PaM from aviation, industry, residential, services and transport.
 - These are used to allocate the appropriate emission factors to the PaM.
 - Inventory emission factors are used

PaMs Tool Overview

- The PaMs tool is based in an Excel workbook
 - uses the data manipulation functionalities of a relational database (Microsoft Access) to generate GHG and air quality emissions savings
- The tool includes two components (files)



1. Excel workbook: ("PAMs-IO_20xx"):

- to manage input data and gather output data.
- linked to the Access database and includes the output data through links to the database using Excel pivot tables.



2. Access database ("IrelandPAMsSavings_2019")

- Functions in the background to complete the data table joining and combining tasks.
- Performs queries on the input data taken from the Excel workbook, the results of which are included in the Excel workbook (orange sheets).
- Note: the Access database does not need to be open to update results

Other energy PaMs



- Impacts of these PaMs calculated through counterfactuals and assumptions around fossil fuel displacement:
 - **Renewables - Electricity Generation:** Renewable electricity displacing the use of natural gas
 - **Renewables - Transport:** Biodiesel and bioethanol displacing the use of petrol and diesel
 - **Renewables - Heat:** Consumption of renewable heat displacing the consumption of oil
 - **Biomethane:** Consumption of biomethane displacing the consumption of natural gas
- Energy demand data sourced from National Energy Projections produced by SEAI
- Fossil fuel emission factors sourced from National GHG Inventory

Non-energy PaMs



- Agriculture and LULUCF policies and measures are isolated in the GHG projections by the sectoral expert
- Excel based calculations used

Unique PaM IDs



- Reporting field requires that each PaM has a unique ID
 - Ensures consistency across reporting cycles
 - Useful for lookup formulas to pull data from data processing files to import template